



Schottky Barrier Diode

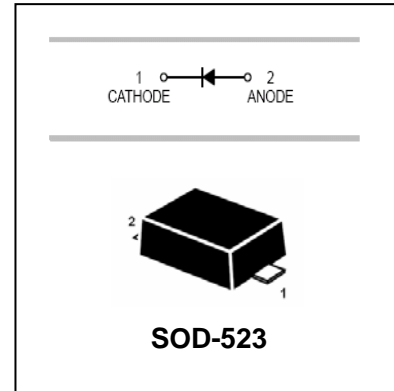
CDBU0245

FEATURES

- Designed for mounting on small surface.
- Low leakage current.



Lead-free



APPLICATION

- Schottky barrier application.

ORDERING INFORMATION

Type No.	Marking	Package Code
CDBU0245	45	SOD-523

MAXIMUM RATING @ Ta=25°C unless otherwise specified

Parameter	Symbol	Limits	Unit
Repetitive peak reverse voltage	V_{RRM}	50	V
DC Reverse voltage	V_R	45	V
Average forward current	I_O	200	mA
Forward current,surge peak	I_{FSM}	2	A
Total power dissipation	P_D	150	mW
Junction temperature	T_j	125	°C
Storage temperature	T_{stg}	-45 to +125	°C

ELECTRICAL CHARACTERISTICS @ Ta=25°C unless otherwise specified

Parameter	Symbol	Min.	Typ.	Max.	Unit	Conditions
Reverse breakdown voltage	$V_{(BR)R}$	45			V	$I_R=100\mu A$
Forward voltage	V_F			0.55	V	$I_F=200mA$
Reverse current	I_R			1	μA	$V_R=10V$
Capacitance between terminals	C_T		9		pF	f=1MHz,and 10V DC reverse voltage

Schottky Barrier Diode

CDBU0245

TYPICAL CHARACTERISTICS @ Ta=25°C unless otherwise specified

Fig. 1 - Forward characteristics

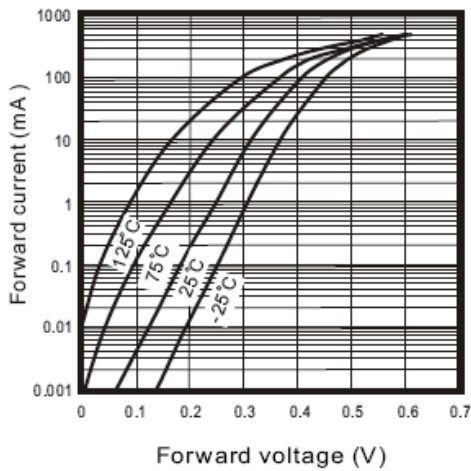


Fig. 2 - Reverse characteristics

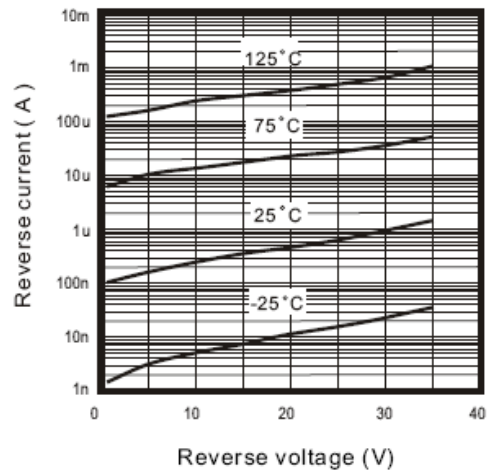


Fig. 3 - Capacitance between terminals characteristics

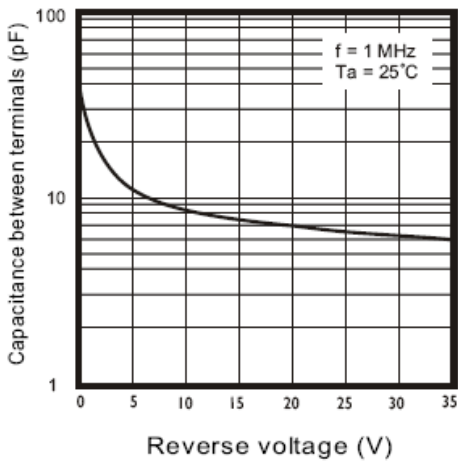
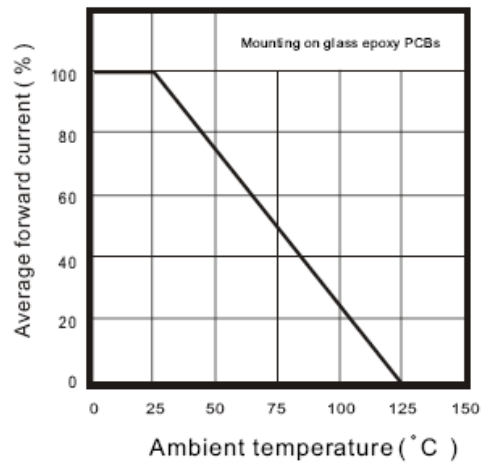


Fig. 4 - Current derating curve





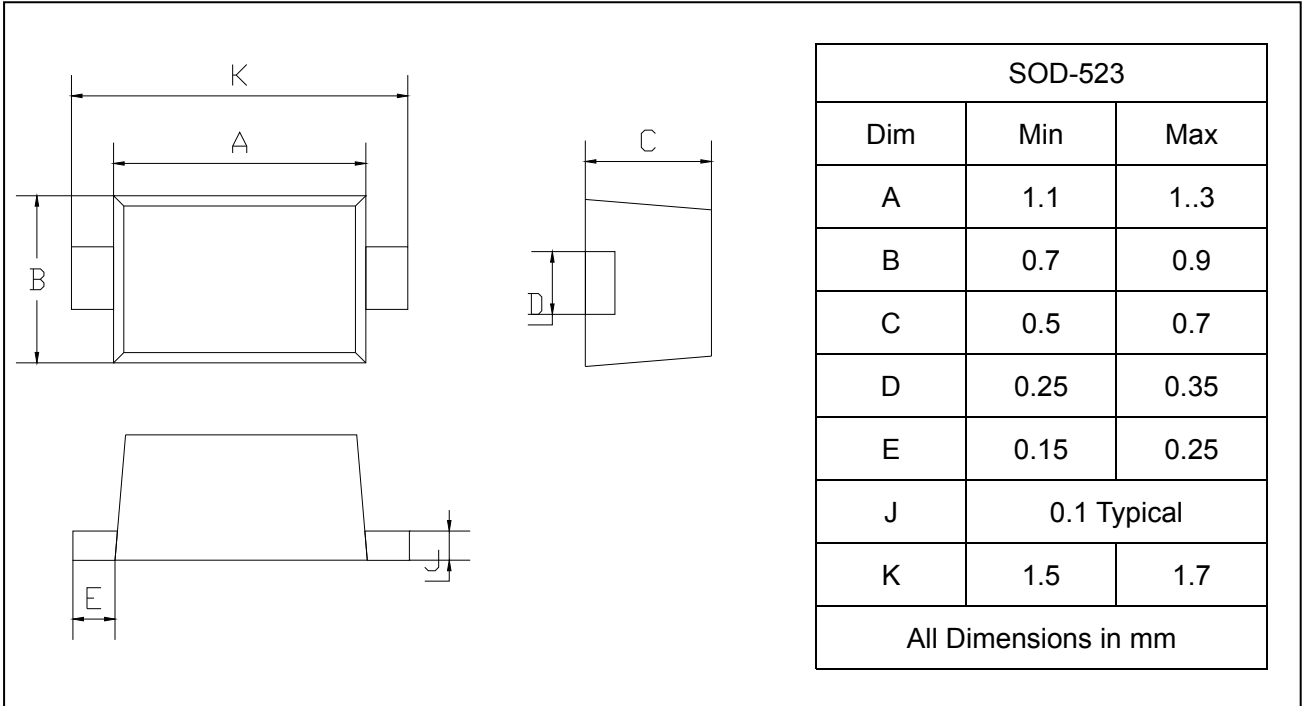
Schottky Barrier Diode

CDBU0245

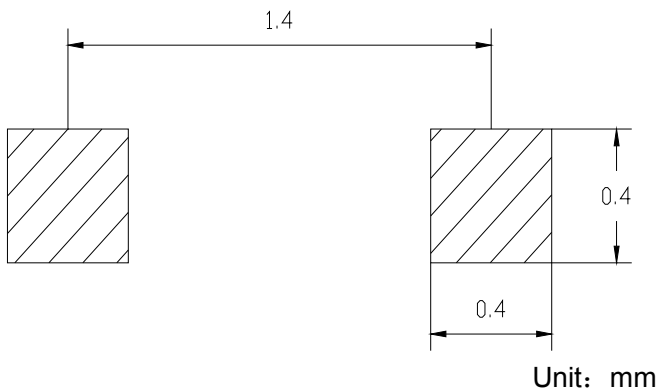
PACKAGE OUTLINE

Plastic surface mounted package

SOD-523



SOLDERING FOOTPRINT



PACKAGE INFORMATION

Device	Package	Shipping
CDBU0245	SOD-523	3000/Tape&Reel